



**HAL**  
open science

# Speaking Up About Errors in Routine Clinical Practice: A Simulation-Based Intervention With Nursing Students

Brivael Hémon, Estelle Michinov, Dominique Guy, Pascale Mancheron,  
Antoine Scipion

## ► To cite this version:

Brivael Hémon, Estelle Michinov, Dominique Guy, Pascale Mancheron, Antoine Scipion. Speaking Up About Errors in Routine Clinical Practice: A Simulation-Based Intervention With Nursing Students. *Clinical Simulation in Nursing*, 2020, 45, pp.32-41. 10.1016/j.ecns.2020.03.003 . hal-02922217

**HAL Id: hal-02922217**

**<https://univ-rennes2.hal.science/hal-02922217v1>**

Submitted on 18 Jul 2022

**HAL** is a multi-disciplinary open access archive for the deposit and dissemination of scientific research documents, whether they are published or not. The documents may come from teaching and research institutions in France or abroad, or from public or private research centers.

L'archive ouverte pluridisciplinaire **HAL**, est destinée au dépôt et à la diffusion de documents scientifiques de niveau recherche, publiés ou non, émanant des établissements d'enseignement et de recherche français ou étrangers, des laboratoires publics ou privés.



Distributed under a Creative Commons Attribution - NonCommercial 4.0 International License

Speaking up about errors in routine clinical practice: A simulation-based intervention with  
nursing students

Brivael Hémon<sup>1</sup>, MPsy, Estelle Michinov<sup>1</sup>, Ph. D. Professor, Dominique Guy<sup>2,3</sup>, Nurse  
educator, Pascale Mancheron<sup>2,3</sup>, Nurse educator, Antoine Scipion<sup>3</sup>, Nurse and simulation  
technician

<sup>1</sup> Univ Rennes - LP3C (Laboratoire de Psychologie : Cognition, Comportement,  
Communication), Rennes, France

<sup>2</sup> Institut de formation en soins infirmiers – Pôle de formation des professionnels de santé du  
CHU de Rennes, France

<sup>3</sup> CHU de Rennes, France

Manuscript type: Original paper

Word count: 4051 words (excluding the abstract, table, figures and references)

Funding: No funding

Conflict of Interest: The authors declare that they have no conflict of interest.

Authors' notes: The authors are particularly grateful to the managers and trainers of the  
nursing school who contributed to the simulation session.

Please address any correspondence regarding this manuscript to: Brivael Hémon, Université  
Rennes 2, Département de psychologie, Place du Recteur Henri le Moal, 35043 Rennes Cedex  
(France). E-mail: brivael.hemon@gmail.com

Estelle Michinov: estelle.michinov@univ-rennes2.fr

**Speaking up about errors in routine clinical practice: A simulation-based intervention  
with nursing students**

1  
2  
3  
4  
5  
6  
7  
8  
9  
10  
11  
12  
13  
14  
15  
16  
17  
18  
19  
20  
21  
22  
23

## Abstract

**Background:** There has been little use of simulation to investigate speaking-up behaviors in response to routine clinical errors. We designed a simulation-based intervention to study the communication skills of nursing students.

**Methods:** The content of debriefings was coded to identify the barriers, enablers and strategies used to voice concerns in 17 groups. Questionnaires assessed students' attitudes before and after the simulation ( $N = 98$ ).

**Results:** The most commonly perceived barriers were the students' status, the presence of the patient, and fear of consequences. Openness of the supervisor, risk assessment and team familiarity were the most frequently mentioned enablers. The main strategy was asking naïve questions. Teamwork climate was rated lower after the simulation training.

**Conclusion:** Nursing students tend to remain silent or to use inefficient strategies in response to violations of standard precautions. The simulation session had an impact on nursing students' attitudes.

*Keywords:* Speaking up, Teamwork, Simulation-based training, Patient safety, Nursing education.

### Keypoints:

- Nursing students mainly reported that they remained silent when presented with opportunities to prevent errors, due to their status within the team, and in order to maintain the trust relationship between the patient and the team, and to avoid negative consequences both on their evaluation and on professional relationships.

- 24           • Nursing students reported using strategies to avoid such hurdles, namely asking  
25           naïve questions and delaying the communication.
- 26           • Information sharing bias and effective communication strategies should be  
27           included in nursing education curricula, through courses and simulation  
28           interventions.
- 29

30 **Speaking up about errors in routine clinical practice: A simulation-based intervention**  
31 **with nursing students**

32 **Introduction**

33 Communication is a major aspect of error management in healthcare settings, and is  
34 essential to ensuring the safety and quality of care (Flin, O'Connor, & Crichton, 2008; Hull et  
35 al., 2012). [Communication failures have been investigated, notably within operating room](#)  
36 [\(OR\) teams](#) (Gawande et al., 2003; Lingard et al., 2004), [leading to the development of tools](#)  
37 [to foster effective information sharing, such as the WHO preoperative checklist](#) (Haynes et  
38 [al., 2017, 2009](#)) or [SBAR method](#) (Haig et al., 2006). Nevertheless, healthcare workers  
39 (HCW) might hesitate before speaking up, a behavior defined as the sharing of critical  
40 information in order to enhance the safety of a situation (Kolbe et al., 2013; Noort et al.,  
41 2019). Speaking-up behavior is associated with higher technical performance (Kolbe et al.,  
42 2012), and a failure to speak up is mentioned in 23% of root cause analysis reports of  
43 communication failures in hospitals (Rabøl et al., 2011), indicating various hurdles to  
44 effective information sharing, including fear of reprisal, hierarchical structure, and avoidance  
45 of conflict (Raemer, Kolbe, Minehart, Rudolph, & Pian-Smith, 2016).

46 In order to encourage speaking up, a range of procedures has been proposed, notably  
47 simulation-based interventions. These simulations, usually featuring a confederate making an  
48 error endangering patient safety, are useful for studying the factors that affect the ability to  
49 challenge a decision made by a superior, such as the behavior of the superior (Barzallo  
50 Salazar et al., 2014) or gender of the superior (Pattni et al., 2017). Most studies have focused  
51 on OR teams facing critical events, with anesthesia or surgical trainees as participants (Pattni  
52 et al., 2018).

53 To our knowledge, no study using simulation has been conducted in order to examine  
54 speaking up about routine healthcare errors, such as failing to comply with hand hygiene  
55 guidelines. Indeed, while HCWs often fail to comply with standard precaution guidelines,  
56 increasing the risk of hospital acquired infections (Erasmus et al., 2010), non-compliance with  
57 hygiene guidelines is less likely to be raised than issues such as medication errors  
58 (Schwappach & Gehring, 2014). It therefore seems important to investigate the conditions  
59 that enable HCWs to raise such concerns in order to prevent the risk of infection. As  
60 suggested by Oner et al. (2018), speaking-up training could mostly benefit HCWs who are at  
61 higher risk of remaining silent. This seems to apply particularly to nursing students who have  
62 learned the guidelines for best practice, but who are likely to stay silent due to their  
63 subordinate status (Bickhoff et al., 2017).

64 Although the relationship with the patient is a fundamental aspect of nursing, little is  
65 known about the impact of the patient's presence and behavior on the ability of HCWs to  
66 speak up during clinical procedures. Indeed, patients are increasingly encouraged to  
67 participate in the care process, and to ask questions if they have doubts concerning the  
68 procedure such as hand hygiene compliance or medication errors (Entwistle et al., 2010;  
69 Longtin et al., 2010; McGuckin & Govednik, 2013; Seale et al., 2015). However, the impact  
70 of the patient's behavior (asking questions, being proactive) on HCWs' decisions to speak up  
71 has never been studied.

72 Therefore, the aims of the present study were to explore the barriers and enablers of  
73 speaking up among nursing students during routine clinical practice and the strategies they  
74 use to voice concerns, and to evaluate the impact of simulation interventions on students'  
75 attitudes to safety and teamwork. We thus developed a simulation program to enhance nursing  
76 students' awareness of the importance of speaking up about errors in routine clinical practice.  
77 Nursing students' speaking-up behaviors were observed during the simulation sessions. Their

78 comments during the debriefing were recorded and analyzed to identify barriers and enablers  
79 of speaking up, and the strategies used. The impact of the simulation session on attitudes to  
80 safety and teamwork was assessed two weeks later.

## 81 **METHODS**

### 82 **Ethical approval**

83 This study was conducted at the simulation center of a nursing school during a  
84 simulation-based training session in November 2017. Given the educational benefit and low  
85 risk to participants, ethical approval of the study was not formally required by the ethics  
86 committee of the University Hospital to which the school of nursing is attached. However, the  
87 study complied with the ethical standards laid down by the international community, and was  
88 approved by the ethical review committee of the school of nursing. Participation was  
89 voluntary and confidential. All the participants were informed of the aim of the study and the  
90 nature of data collection. They gave their written consent to be involved in the study and for  
91 the simulation sessions and debriefings to be video-recorded. Two of the researchers who  
92 were also teachers at the nursing school were involved in the simulation, but they did not  
93 participate in coding either the students' behavior, or the barriers, enablers and strategies of  
94 speaking up.

### 95 **Intervention design**

### 96 **Recruitment of participants**

97 The intervention design is represented in Figure 1. Participants were volunteers  
98 recruited during a lecture on non-technical skills and human factors in healthcare teams. A  
99 total of 98 out of 148 third-year nursing students agreed to participate in the study ( $M = 22.51$   
100 years;  $SD = 4.23$ , range 19 to 46 years, 81 women, 66.22% participation rate). On this basis,  
101 18 groups of four to eight students ( $N = 98$ ) were formed. In France, nursing students take a



102 three-year cooperative training course, alternating between course work at the school of  
103 nursing and clinical placements in care units. At the time of the study, the students, who were  
104 all in their final year, had carried out five clinical placements in care units, and seven  
105 simulation sessions in the school of nursing. Previous simulations targeted technical skills  
106 (e.g. blood transfusion) and interpersonal skills.

107 **\*\*Insert Figure 1 about here\*\***

## 108 **Simulation-based training sessions**

### 109 **Briefing**

110 Each simulation group attended a session that lasted about two hours. Sessions were  
111 led by a nursing instructor trained in simulation-based education who laid down a number of  
112 rules prior to the session (confidentiality, right to err, safety climate). In each group, two  
113 students were chosen to take part in the simulation, while the other group members observed  
114 the video of the scenario shown in the debriefing room. The instructor presented the scenario  
115 to all the members of the group, as follows: the two students are on their second day working  
116 in a department of internal medicine. Due to the increase in catheter-associated urinary tract  
117 infections, the head of department has decided that nursing students should observe a  
118 catheterization procedure before being authorized to perform it. The students' clinical  
119 supervisor must insert a urinary catheter in an 85-year-old male patient suffering from  
120 oligoanuria. As requested by the head of department, the supervisor asks the two students to  
121 observe the intervention. *After presentation of this clinical vignette to observers and*  
122 *participants, the supervisor was introduced to the two participants.*

### 123 **Simulation scenario**

124 The scenario was designed in accordance with previous research: a series of errors are  
125 made by a confederate playing the role of the clinical supervisor, providing opportunities for

126 the participants to speak up (Pian-Smith et al., 2009; Raemer et al., 2016; Sydor et al., 2013).  
127 The scenario was pre-tested with a group of three second-year students, and a few minor  
128 changes were made. Specifically, given the short duration of the simulation in the pretest, a  
129 discussion phase was added at the start of the simulation, in which (1) the supervisor and the  
130 students introduced themselves, and (2) the supervisor reminded the two participants of the  
131 procedure for placing a bladder catheter.

### 132 *Opportunities to speak up*

133 Two types of error were included in the scenario: errors jeopardizing the patient's safety,  
134 and unprofessional behavior (Martinez et al., 2015). Participants had three opportunities to  
135 detect errors and speak up:

- 136 • At the beginning of the procedure, the supervisor forgets to wash his /her hands with a  
137 hydroalcoholic solution before putting on the sterile gloves that were on the bed.
- 138 • Just before inserting the catheter, the end of the catheter is then contaminated when  
139 the supervisor takes the collector tube from the drape to the sterile field
- 140 • Having difficulty inserting the catheter, he/she speaks disrespectfully to the patient.

141 All participants had the ability to detect the errors, irrespective of their clinical experience,  
142 as they concerned basic standard precautions, and not specific features of urinary bladder  
143 catheterization. All the participants were familiar with the catheterization procedure, which  
144 was taught in their fourth semester.

### 145 *Supervisors' behaviors*

146 Three nursing educators (two men, one woman), not known to the students, played the  
147 role of the supervisor. To ensure consistency between groups, a reminder of the technical  
148 procedure was sent to the educators before the simulation, together with a script to be  
149 followed during the simulation. They also had a training session with the mannequin. To

150 encourage participants to speak up, the supervisor adopted behavior defined as open to  
151 discussion, in accordance with Sydor et al.'s (2013) operationalization of “non-hierarchical”  
152 behavior. The supervisor introduced him/herself, explained procedural aspects of the  
153 intervention, and answered any questions. Participants were specifically told at the outset that  
154 they could ask questions whenever they liked.

### 155 *Patient behavior*

156 The groups were randomly assigned to a “proactive patient” condition (9 groups) or a  
157 “passive patient” condition (9 groups). The “proactive patient” showed proactive behaviors,  
158 such as being engaged in his treatment and asking the healthcare professional questions. The  
159 “passive patient” answered questions briefly and let the healthcare professionals work without  
160 asking questions. *The verbal reactions of the mannequin were controlled by a technician*  
161 *following a script.*

### 162 **Debriefing**

163 After the simulation, a debriefing session was conducted in three phases. First,  
164 participants reacted spontaneously to the scenario. The instructor raised the question of  
165 discrepancies between what the students observed and what they had learned in the nursing  
166 school. In this way, the speaking-up issue was addressed, and the instructor highlighted the  
167 fact that errors were intentional. The aim of the second phase was to encourage participants to  
168 identify the factors that led them to speak up or remain silent, both during the simulation and  
169 during their clinical placements. The third phase involved discussion of the participants’  
170 internship experience, the strategies they used to voice concerns, and the consequences for  
171 them and for the patient.

### 172 **Second lecture**

173 Two weeks later, the students attended a lecture about teamwork in healthcare,  
174 including a description of models of voicing behaviors (Morrison, 2011; Okuyama et al.,  
175 2014), and a description of certain structured communication tools of the TeamSTEPPS  
176 Program, such as the two-challenge rule and SBAR script (King et al., 2008).

### 177 **Observation tools and dependent measures**

#### 178 *Nursing students' behaviors during the simulation*

179 Videos of the simulation session were used to observe and code participants'  
180 behaviors during the simulation scenario. Behaviors were dichotomized as concerns that were  
181 voiced (expression of opinion, suggestion or question related to the error) or not voiced  
182 (stayed silent), and were coded immediately after the occurrence of the errors in the scenario  
183 by a psychologist trained in human factors.

#### 184 *Nursing students' reactions during the debriefing*

185 To code the barriers and enablers to speaking up, we used the classic grids used in the  
186 literature (Bickhoff et al., 2017; Raemer et al., 2016). Three main categories were identified  
187 from content analysis of the verbatim records of the debriefing sessions: barriers to speaking  
188 up during the care procedure, enablers to speaking up, and strategies used to voice concerns.  
189 The categories and elements are described in Table 1.

190 Each video-recorded debriefing was viewed and coded independently by two coders (a  
191 psychologist and a post-graduate psychology student). We evaluated inter-rater reliability by  
192 calculating Cohen's Kappa (Hallgren, 2012; Landis & Koch, 1977). Overall, kappa values for  
193 our observation tool were moderate to substantial: the average Cohen's Kappa were moderate  
194 for barriers (0.49) and enablers (0.59), and substantial for strategies (0.74).

195 **\*\*Insert Table 1 about here\*\***

## 196 *Nursing students' attitudes toward safety and teamwork*

197 Attitudes to safety and teamwork were measured using scales from the Safety Attitude  
198 Questionnaire (SAQ, Sexton et al., 2006). The seven items of the safety climate scale refer to  
199 the involvement of the organization to ensure the safety of care (“The culture in this clinical  
200 area makes it easy to learn from the errors of others”). The six items of the teamwork climate  
201 scale refer to the perception of the quality of interprofessional collaboration (“Nurse input is  
202 well received in this clinical area”). All items were answered on a five-point Likert scale,  
203 from 1 (*disagree strongly*) to 5 (*agree strongly*). Participants were told to base their answers  
204 on their last clinical placement, in order to assess the teamwork climate and safety climate in  
205 the last unit they worked in. They completed this questionnaire at the end of the first lecture  
206 and at the beginning of the second in order to test changes in attitude after the simulation  
207 session. It should be noted that students did not have a clinical placement during the time of  
208 the intervention. They had just completed a clinical placement in care units when the study  
209 started.

## 210 **RESULTS**

### 211 **Speaking-up behaviors**

212 Due to a technical problem, the *video data* of one group were lost. The speaking-up  
213 behaviors of 17 groups were thus observed. For the hand hygiene error (error 1), no  
214 participant spoke up, irrespective of the patient’s behavior. For the *catheter contamination*  
215 (error 2), a member of one “passive patient” group (*i.e. 12.5% of the groups in this condition*)  
216 and one “proactive patient” group (11%) spoke up. For inappropriate behavior toward the  
217 patient (error 3), a member of one “passive patient” group (12.5%), and of two “proactive  
218 patient” groups (22%) spoke up.

### 219 **Barriers and enablers of speaking up**

220 Due to a recording problem during the debriefing, the data of two groups were lost ( $N$   
221 = 16). The five most frequently mentioned barriers and enablers are presented here. More  
222 detailed results are presented in Figure 2 and Figure 3. The first barrier mentioned by  
223 participants in all 16 coded groups was their student status. They felt that **nursing students** are  
224 not part of the team, and that it is not the role of learners or observers to comment on care  
225 procedures. The presence of a conscious patient was mentioned by 14 groups; challenging a  
226 professional was perceived as undermining the relationship of trust between a patient and  
227 HCWs and could cause the patient anxiety. Fear of reprisal was reported by 14 groups; they  
228 expected consequences on their appraisal, possibly jeopardizing validation of their internship.  
229 The fear of damaging relationships was mentioned in 13 groups, indicating avoidance of  
230 conflict and the need to preserve good relations for the end of their internship and as future  
231 colleagues. Thirteen groups mentioned personal characteristics of the erring HCW, such as  
232 personality and lack of involvement in mentoring. Not knowing the HCW was reported as a  
233 barrier in 9 groups.

234 **\*\*Insert Figure 2 about here\*\***

235 Regarding the most frequently identified enablers, 11 out of 16 groups mentioned the  
236 personal characteristics of the erring HCW, such as openness to questions. Ten groups  
237 mentioned the evaluation of benefits for the patient and risk for the observer. Eight groups  
238 mentioned familiarity with the team, often linked to the ability to anticipate the HCW's  
239 reactions. Certainty and self-confidence were mentioned in seven groups. Team climate was  
240 raised in 6 groups, indicating the need to be part of the team to voice concerns.

241 **\*\*Insert Figure 3 about here\*\***

242 **Strategies**

243 As we can see in Figure 4, the main strategy for voicing concerns, reported in 15  
244 groups out of 16, was to ask “naïve questions” or “play the innocent”. The aims of this  
245 strategy were to avoid making the patient anxious, and to stay in line with their “student  
246 status” by not questioning the knowledge or practices of the erring HCW. Another strategy,  
247 reported in 11 groups, was to put the conversation off till after the intervention or until the end  
248 of the day. Again, the main purpose was to avoid challenging the HCW in front of the patient.  
249 The notion of risk was sometimes raised as an important factor when deciding whether or not  
250 to speak up immediately or wait till later. In nine groups, students said they expressed their  
251 concern by referring to the nursing school instructions, in five groups they referred to the  
252 patient (i.e. asking about the risks or consequences for the patient), and in four groups they  
253 referred to protocols. The last three strategies were often combined with the use of a naïve  
254 question.

255 **\*\*Insert Figure 4 about here\*\***

#### 256 **The effect of simulation on students’ attitudes to safety and teamwork**

257 Detailed statistics for the SAQ scale scores are shown in Table 2. To evaluate the  
258 effect of the simulation on students’ attitudes to safety and teamwork, paired-sample *t*-tests  
259 were performed on the SAQ scale scores before and after the simulation session (see Table 2).  
260 On average, participants’ scores on the teamwork climate scale were lower after the  
261 simulation ( $M = 3.84$ ,  $SE = 0.50$ ) than before ( $M = 3.95$ ,  $SE = 0.52$ ). This difference, 0.11,  
262 95% CI [0.21, 0.02], is significant,  $t(72) = 2.463$ ,  $p = .016$ , and represents a small effect size,  
263  $d = 0.29$ . On average, scores on the safety climate scale were also lower after the simulation  
264 ( $M = 3.88$ ,  $SE = 0.48$ ) than before ( $M = 3.95$ ,  $SE = 0.55$ ), but this difference is not significant,  
265  $t(72) = 1.111$ ,  $p = .270$ .

266 **\*\*Insert Table 2 about here\*\***

267

268

## DISCUSSION

269

270

271

The aims of the study were to explore the barriers and enablers of speaking up, the strategies participants used to voice concerns, and to evaluate the impact of the simulation intervention on students' attitudes to safety and teamwork.

272

273

274

275

276

277

278

279

280

281

282

283

284

285

286

287

288

289

290

291

Regarding the speaking-up behaviors during the simulation scenario, few dyads challenged the HCW about the sterility issue or behavior toward the patient. The non-compliance with hand-hygiene guidelines was never challenged. These results could reflect the difficulty of student nurses to speak up, especially regarding hand hygiene. It is of note that although the risk of infection was discussed during the debriefing, the consequences for the patient were underestimated in several groups, and the patient safety issue was not seen to justify the risk of speaking up (“a urinary infection isn’t a life-threatening risk”). The results suggested that the main barriers to speaking up were the students’ status in the team, concerns about challenging an HCW in front of the patient, and fear about the consequences. In a recent literature review, the main barrier to challenging poor practice was seen by students to be their status, viewing themselves as “just a student” (Bickhoff, Sinclair, & Levett-Jones, 2017). That review also highlighted the fear of consequences (both on evaluation and on relationships) as a major hurdle to speaking up. By contrast, in our study the erring HCW’s openness and personality, patient risk assessment, team familiarity, certainty and self-confidence, and team climate were the main factors perceived as enabling the expression of remarks or questions. Not surprisingly, the HCW’s characteristics (personality, openness) were mentioned equally as barriers and enablers. Several studies in healthcare settings have emphasized the role of leader openness in the decision by nurses to speak up (Garon, 2012). Weiss, Kolbe, Grote, Spahn and Grande (2018) demonstrated that speaking up in OR teams is enhanced by inclusive leader language, both implicit (use of “we”, referring to individuals as



292 part of the group) and explicit (invitation to contribute and appreciation of input). Therefore,  
293 interventions promoting such behaviors among supervisors, especially explicit inclusive  
294 leader language, could ease the sharing of critical information for interns.

295         Although the fear of discrediting an HCW in front of the patient or of making the  
296 patient anxious was one of the main barriers, this has rarely been discussed in the literature,  
297 probably due to a focus on surgical settings. In oncology, Schwappach and Gehring (2014)  
298 observed the use of non-verbal communication to call attention to errors in the presence of  
299 patients, especially with regard to [hand hygiene](#). This strategy was rarely mentioned by our  
300 participants and was not observed during the scenario. Instead, the dyads who spoke up used  
301 indirect forms of speech, such as questions or suggestions. Their main strategies were to ask  
302 naïve questions. [Medical residents](#) and nurses also report using this type of communication  
303 with a senior (Schwappach & Gehring, 2014). The efficacy of these strategies is questionable  
304 and should be discussed during nurse training, along with the advocacy for assertive  
305 communication tools.

306         Finally, the results revealed that the students rated the teamwork climate lower after  
307 the simulation session than before. This result could seem counterintuitive, but could be  
308 interpreted as a rise in the standard of what they considered to be an effective teamwork  
309 climate after the simulation session. Although this suggests that the simulation had an impact  
310 on the participants' attitudes, the small size effect should be considered. Further simulation-  
311 based studies are needed to explore the effect on attitudes to teamwork. [In addition to  
312 quantitative data analysis, it would be enlightening to investigate the impact on teamwork  
313 attitudes through qualitative analysis of a focus group a few weeks after the simulation  
314 sessions. This could help understand how the intervention could affect nursing students'  
315 attitudes and possible changes in their behavior with supervisors and healthcare workers  
316 regarding communication and patient safety in care units.](#)

### 317 **Limitations**

318           The present study has a number of limitations. First, the sample was small and all the  
319 participants attended the same nursing school. Secondly, to encourage participants to speak up  
320 during the simulation, a number of changes could be made to the scenario, especially  
321 regarding the type of errors (including errors associated with a higher risk, such as a  
322 medication error) and the participant's role (giving a more active role to participants). Finally,  
323 the simulation setting could have inhibited the students from speaking up, and thus not reflect  
324 real behavior in a clinical environment. For example, non-compliance with standard  
325 precaution guidelines could have been seen as irrelevant in this environment. Nevertheless,  
326 most participants declared that they would not speak up if they were faced with this situation  
327 "in real life".

### 328 **Practical implications for patient safety and nursing education**

329           We believe that our research has several practical implications for patient safety and  
330 nursing education. It provides observational data that support previous evidence about nursing  
331 students' reluctance to voice their concerns. The "Big Five" model of teamwork proposed by  
332 Salas, Sims, and Burke (2005) suggests that team performance is enhanced by mutual  
333 performance monitoring and backup behaviors. However, even if the nursing students  
334 engaged in mutual performance monitoring by assessing team members' compliance with  
335 standard safety precaution guidelines, most of the time they did not dare to initiate backup  
336 behaviors. This tendency to silence could impair team performance and patient safety, as  
337 shown in surgical settings (Belyansky et al., 2011; Greenberg et al., 2007; Kolbe et al., 2012).  
338 Based on the literature and qualitative data, there appear to be two effective ways to  
339 encourage nursing students to speak up for patient safety. First, barriers to speaking up in a  
340 clinical environment should be addressed by increasing clinical supervisors' awareness of  
341 these issues and advising them how to promote speaking up through the use of inclusive

342 leader language (Weiss et al., 2018). New interventions targeting healthcare workers in units,  
343 and especially supervisors, should be implemented in collaboration with the school of  
344 nursing. Second, nursing students should be taught to use assertive strategies to voice  
345 concerns, such as the two-challenge rule (Pian-Smith et al., 2009), and be given opportunities  
346 to regularly rehearse such conversations. To that end, simulation-based training aimed at  
347 improving teamwork skills should be developed.

### 348 **Conclusion**

349 We used a simulation procedure to make nursing students aware of the importance of  
350 speaking up about errors in routine clinical situations. Nursing students are likely to remain  
351 silent when they observe an error that jeopardizes patient safety. *The main barriers to voicing*  
352 *concerns were their student status* and the fear of harming the relationship of trust with the  
353 patient, as well as the negative outcomes both on their appraisal and on *collegial relationships*.  
354 The supervisor's openness and the risk for the patient were reported as the main enablers.  
355 Participants predominantly used naive questions or delayed talking about the errors they had  
356 observed until they were outside the patient's room. *Before and after the simulation session,*  
357 *participants were asked to evaluate the teamwork and safety climate in their last clinical*  
358 *placement. The intervention had an effect on their assessment of the teamwork climate, but*  
359 *not on the safety climate.* Future simulation-based studies should investigate how to  
360 encourage nursing students to voice concerns regarding standard precaution violations. At the  
361 same time, interventions should be developed at the supervisors' level to facilitate the sharing  
362 of critical information for patient safety.

**References**

- 363  
364 Barzallo Salazar, M. J., Minkoff, H., Bayya, J., Gillett, B., Onoriode, H., Weedon, J.,  
365 Altshuler, L., & Fisher, N. (2014). Influence of surgeon behavior on trainee  
366 willingness to speak up: A randomized controlled trial. *Journal Of The American*  
367 *College Of Surgeons*, 219(5), 1001–1007.  
368 <https://doi.org/10.1016/j.jamcollsurg.2014.07.933>
- 369 Belyansky, I., Martin, T. R., Prabhu, A. S., Tsirline, V. B., Howley, L. D., Phillips, R.,  
370 Sindram, D., Heniford, B. T., & Stefanidis, D. (2011). Poor Resident-Attending  
371 Intraoperative Communication May Compromise Patient Safety. *Journal of Surgical*  
372 *Research*, 171(2), 386–394. <https://doi.org/10.1016/j.jss.2011.04.011>
- 373 Bickhoff, L., Sinclair, P. M., & Levett-Jones, T. (2017). Moral courage in undergraduate  
374 nursing students: A literature review. *Collegian*, 24(1), 71–83.  
375 <https://doi.org/10.1016/j.colegn.2015.08.002>
- 376 Entwistle, V. A., McCaughan, D., Watt, I. S., Birks, Y., Hall, J., Peat, M., Williams, B., &  
377 Wright, J. (2010). Speaking up about safety concerns: Multi-setting qualitative study  
378 of patients' views and experiences. *Quality and Safety in Health Care*, 19(6), e33–e33.  
379 <https://doi.org/10.1136/qshc.2009.039743>
- 380 Erasmus, V., Daha, T. J., Brug, H., Richardus, J. H., Behrendt, M. D., Vos, M. C., & Beeck,  
381 E. F. van. (2010). Systematic Review of Studies on Compliance with Hand Hygiene  
382 Guidelines in Hospital Care. *Infection Control & Hospital Epidemiology*, 31(3), 283–  
383 294. <https://doi.org/10.1086/650451>
- 384 Flin, R. H., O'Connor, P., & Crichton, M. (2008). *Safety at the Sharp End: A Guide to Non-*  
385 *Technical Skills*. Ashgate Publishing, Ltd.
- 386 Garon, M. (2012). Speaking up, being heard: Registered nurses' perceptions of workplace  
387 communication. *Journal of Nursing Management*, 20(3), 361–371.  
388 <https://doi.org/10.1111/j.1365-2834.2011.01296.x>

- 389 Gawande, A. A., Zinner, M. J., Studdert, D. M., & Brennan, T. A. (2003). Analysis of errors  
390 reported by surgeons at three teaching hospitals. *Surgery, 133*(6), 614–621.  
391 <https://doi.org/10.1067/msy.2003.169>
- 392 Greenberg, C. C., Regenbogen, S. E., Studdert, D. M., Lipsitz, S. R., Rogers, S. O., Zinner,  
393 M. J., & Gawande, A. A. (2007). Patterns of communication breakdowns resulting in  
394 injury to surgical patients. *Journal of the American College of Surgeons, 204*(4), 533–  
395 540.
- 396 Haig, K. M., Sutton, S., & Whittington, J. (2006). SBAR: A Shared Mental Model for  
397 Improving Communication Between Clinicians. *Joint Commission Journal on Quality  
398 and Patient Safety, 32*(3), 167–175.
- 399 Hallgren, K. A. (2012). Computing Inter-Rater Reliability for Observational Data: An  
400 Overview and Tutorial. *Tutorials in Quantitative Methods for Psychology, 8*(1), 23–  
401 34.
- 402 Haynes, A. B., Edmondson, L., Lipsitz, S. R., Molina, G., Neville, B. A., Singer, S. J.,  
403 Moonan, A. T., Childers, A. K., Foster, R., Gibbons, L. R., Gawande, A. A., & Berry,  
404 W. R. (2017). Mortality Trends After a Voluntary Checklist-based Surgical Safety  
405 Collaborative. *Annals of Surgery, 266*(6), 923–929.  
406 <https://doi.org/10.1097/SLA.0000000000002249>
- 407 Haynes, A. B., Weiser, T. G., Berry, W. R., Lipsitz, S. R., Breizat, A.-H. S., Dellinger, E. P.,  
408 Herbosa, T., Joseph, S., Kibatala, P. L., Lapitan, M. C. M., Merry, A. F., Moorthy, K.,  
409 Reznick, R. K., Taylor, B., & Gawande, A. A. (2009). A Surgical Safety Checklist to  
410 Reduce Morbidity and Mortality in a Global Population. *New England Journal of  
411 Medicine, 360*(5), 491–499. <https://doi.org/10.1056/NEJMsa0810119>
- 412 Hull, L., Arora, S., Aggarwal, R., Darzi, A., Vincent, C., & Sevdalis, N. (2012). The Impact  
413 of Nontechnical Skills on Technical Performance in Surgery: A Systematic Review.

- 414 *Journal of the American College of Surgeons*, 214(2), 214–230.  
415 <https://doi.org/10.1016/j.jamcollsurg.2011.10.016>
- 416 King, H. B., Battles, J., Baker, D. P., Alonso, A., Salas, E., Webster, J., Toomey, L., &  
417 Salisbury, M. (2008). TeamSTEPPS™: Team Strategies and Tools to Enhance  
418 Performance and Patient Safety. In K. Henriksen, J. B. Battles, M. A. Keyes, & M. L.  
419 Grady (Eds.), *Advances in Patient Safety: New Directions and Alternative Approaches*  
420 (Vol. 3: *Performance and Tools*). Agency for Healthcare Research and Quality (US).  
421 <http://www.ncbi.nlm.nih.gov/books/NBK43686/>
- 422 Kolbe, M., Burtscher, M. J., & Manser, T. (2013). Co-ACT—a framework for observing  
423 coordination behaviour in acute care teams. *BMJ Quality & Safety*, bmjqs-2012-  
424 001319. <https://doi.org/10.1136/bmjqs-2012-001319>
- 425 Kolbe, M., Burtscher, M. J., Wacker, J., Grande, B., Nohynkova, R., Manser, T., Spahn, D.  
426 R., & Grote, G. (2012). Speaking Up Is Related to Better Team Performance in  
427 Simulated Anesthesia Inductions: An Observational Study. *Anesthesia & Analgesia*,  
428 115(5), 1099–1108. <https://doi.org/10.1213/ANE.0b013e318269cd32>
- 429 Landis, J. R., & Koch, G. G. (1977). The measurement of observer agreement for categorical  
430 data. *Biometrics*, 33(1), 159–174.
- 431 Lingard, L., Espin, S., Whyte, S., Regehr, G., Baker, G. R., Reznick, R., Bohnen, J., Orser,  
432 B., Doran, D., & Grober, E. (2004). Communication failures in the operating room:  
433 An observational classification of recurrent types and effects. *Quality and Safety in*  
434 *Health Care*, 13(5), 330–334. <https://doi.org/10.1136/qshc.2003.008425>
- 435 Longtin, Y., Sax, H., Leape, L. L., Sheridan, S. E., Donaldson, L., & Pittet, D. (2010). Patient  
436 Participation: Current Knowledge and Applicability to Patient Safety. *Mayo Clinic*  
437 *Proceedings*, 85(1), 53–62. <https://doi.org/10.4065/mcp.2009.0248>

- 438 Martinez, W., Etchegaray, J. M., Thomas, E. J., Hickson, G. B., Lehmann, L. S., Schleyer, A.  
439 M., Best, J. A., Shelburne, J. T., May, N. B., & Bell, S. K. (2015). ‘Speaking up’  
440 about patient safety concerns and unprofessional behaviour among residents:  
441 Validation of two scales. *BMJ Quality & Safety*, *24*(11), 671–680.  
442 <https://doi.org/10.1136/bmjqs-2015-004253>
- 443 McGuckin, M., & Govednik, J. (2013). Patient empowerment and hand hygiene, 1997–2012.  
444 *Journal of Hospital Infection*, *84*(3), 191–199.  
445 <https://doi.org/10.1016/j.jhin.2013.01.014>
- 446 Morrison, E. W. (2011). Employee Voice Behavior: Integration and Directions for Future  
447 Research. *The Academy of Management Annals*, *5*(1), 373–412.  
448 <https://doi.org/10.1080/19416520.2011.574506>
- 449 Noort, M. C., Reader, T. W., & Gillespie, A. (2019). Speaking up to prevent harm: A  
450 systematic review of the safety voice literature. *Safety Science*, *117*, 375–387.  
451 <https://doi.org/10.1016/j.ssci.2019.04.039>
- 452 Okuyama, A., Wagner, C., & Bijnen, B. (2014). Speaking up for patient safety by hospital-  
453 based health care professionals: A literature review. *BMC Health Services Research*,  
454 *14*, 61. <https://doi.org/10.1186/1472-6963-14-61>
- 455 Oner, C., Fisher, N., Atallah, F., Son, M. A., Homel, P., Mykhalchenko, K., & Minkoff, H.  
456 (2018). Simulation-Based Education to Train Learners to “Speak Up” in the Clinical  
457 Environment: Results of a Randomized Trial. *Simulation in Healthcare*, *13*(6), 404.  
458 <https://doi.org/10.1097/SIH.0000000000000335>
- 459 Pattni, N., Arzola, C., Malavade, A., Varmani, S., Krimus, L., & Friedman, Z. (2018).  
460 Challenging authority and speaking up in the operating room environment: A narrative  
461 synthesis. *British Journal of Anaesthesia*. <https://doi.org/10.1016/j.bja.2018.10.056>

- 462 Pattni, N., Bould, M. D., Hayter, M. A., McLuckie, D., Noble, L. M. K., Malavade, A., &  
463 Friedman, Z. (2017). Gender, power and leadership: The effect of a superior's gender  
464 on respiratory therapists' ability to challenge leadership during a life-threatening  
465 emergency. *BJA: British Journal of Anaesthesia*, *119*(4), 697–702.  
466 <https://doi.org/10.1093/bja/aex246>
- 467 Pian-Smith, M. C. M., Simon, R., Minehart, R. D., Podraza, M., Rudolph, J., Walzer, T., &  
468 Raemer, D. (2009). Teaching residents the two-challenge rule: A simulation-based  
469 approach to improve education and patient safety. *Simulation in Healthcare: Journal*  
470 *of the Society for Simulation in Healthcare*, *4*(2), 84–91.  
471 <https://doi.org/10.1097/SIH.0b013e31818cffd3>
- 472 Rabøl, L. I., Andersen, M. L., Østergaard, D., Bjørn, B., Lilja, B., & Mogensen, T. (2011).  
473 Descriptions of verbal communication errors between staff. An analysis of 84 root  
474 cause analysis-reports from Danish hospitals. *BMJ Quality & Safety*, *20*(3), 268–274.  
475 <https://doi.org/10.1136/bmjqs.2010.040238>
- 476 Raemer, D. B., Kolbe, M., Minehart, R. D., Rudolph, J. W., & Pian-Smith, M. C. M. (2016).  
477 Improving Anesthesiologists' Ability to Speak Up in the Operating Room: A  
478 Randomized Controlled Experiment of a Simulation-Based Intervention and a  
479 Qualitative Analysis of Hurdles and Enablers. *Academic Medicine*, *91*(4), 530–539.  
480 <https://doi.org/10.1097/ACM.0000000000001033>
- 481 Salas, E., Sims, D. E., & Burke, C. S. (2005). Is there a “Big Five” in Teamwork? *Small*  
482 *Group Research*, *36*(5), 555–599. <https://doi.org/10.1177/1046496405277134>
- 483 Schwappach, D. L. B., & Gehring, K. (2014). ‘Saying it without words’: A qualitative study  
484 of oncology staff's experiences with speaking up about safety concerns. *BMJ Open*,  
485 *4*(5), e004740. <https://doi.org/10.1136/bmjopen-2013-004740>



- 486 Seale, H., Chughtai, A. A., Kaur, R., Crowe, P., Phillipson, L., Novytska, Y., & Travaglia, J.  
487 (2015). Ask, speak up, and be proactive: Empowering patient infection control to  
488 prevent health care–acquired infections. *American Journal of Infection Control*, *43*(5),  
489 447–453. <https://doi.org/10.1016/j.ajic.2015.01.007>
- 490 Sexton, J. B., Helmreich, R. L., Neilands, T. B., Rowan, K., Vella, K., Boyden, J., Roberts, P.  
491 R., & Thomas, E. J. (2006). The Safety Attitudes Questionnaire: Psychometric  
492 properties, benchmarking data, and emerging research. *BMC Health Services*  
493 *Research*, *6*(1), 44. <https://doi.org/10.1186/1472-6963-6-44>
- 494 Sydor, D. T., Bould, M. D., Naik, V. N., Burjorjee, J., Arzola, C., Hayter, M., & Friedman, Z.  
495 (2013). Challenging authority during a life-threatening crisis: The effect of operating  
496 theatre hierarchy. *BJA: British Journal of Anaesthesia*, *110*(3), 463–471.  
497 <https://doi.org/10.1093/bja/aes396>
- 498 Weiss, M., Kolbe, M., Grote, G., Spahn, D. R., & Grande, B. (2018). We can do it! Inclusive  
499 leader language promotes voice behavior in multi-professional teams. *The Leadership*  
500 *Quarterly*, *29*(3), 389–402. <https://doi.org/10.1016/j.leaqua.2017.09.002>
- 501

502  
503  
504  
505  
506  
507  
508  
509  
510  
511  
512  
513  
514  
515  
516

### Figure Legends

**Figure 1.** The steps of the intervention design

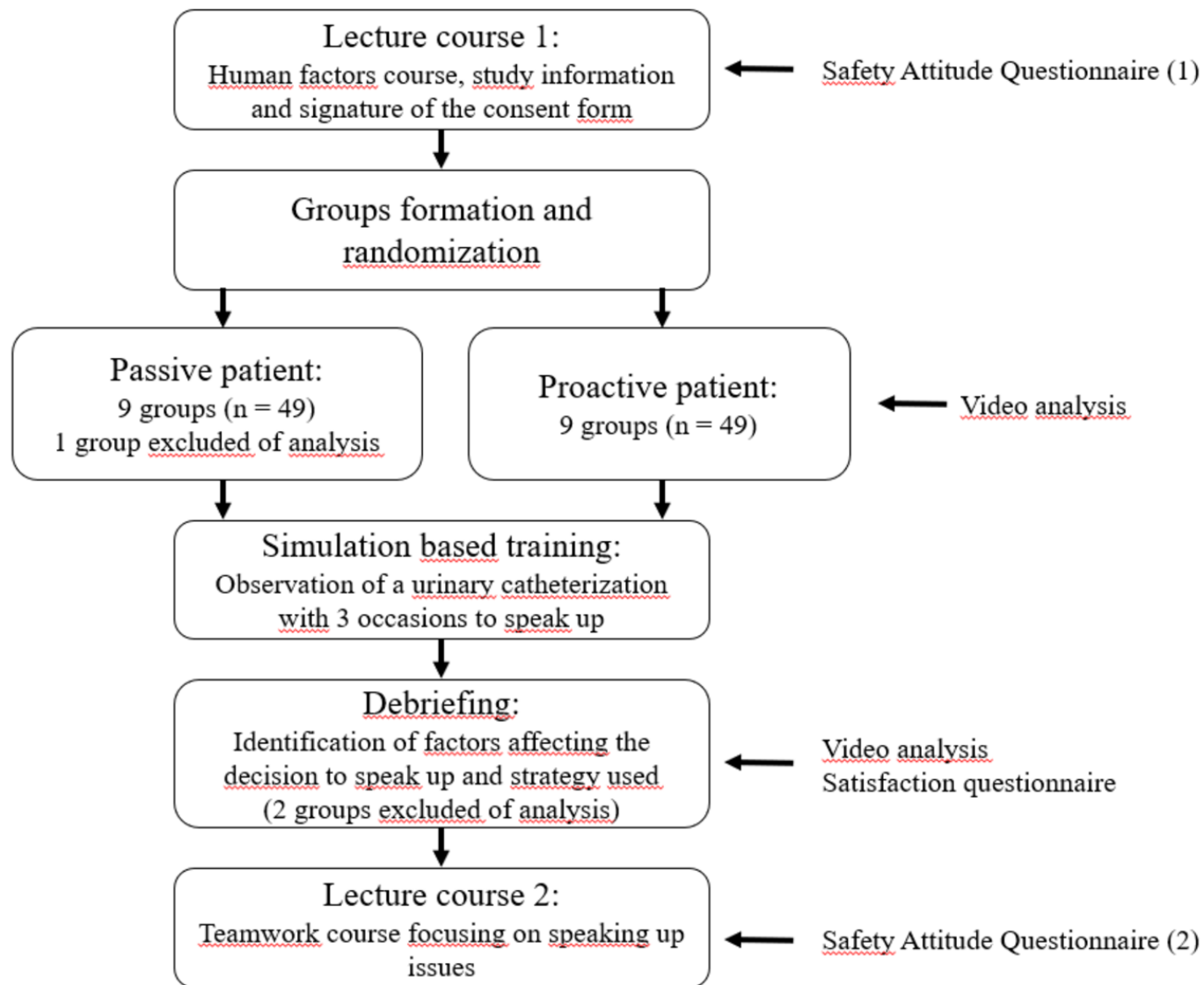
**Figure 2.** Frequency of communication barriers perceived by the nursing students during the debriefing (number of groups who mentioned the element)

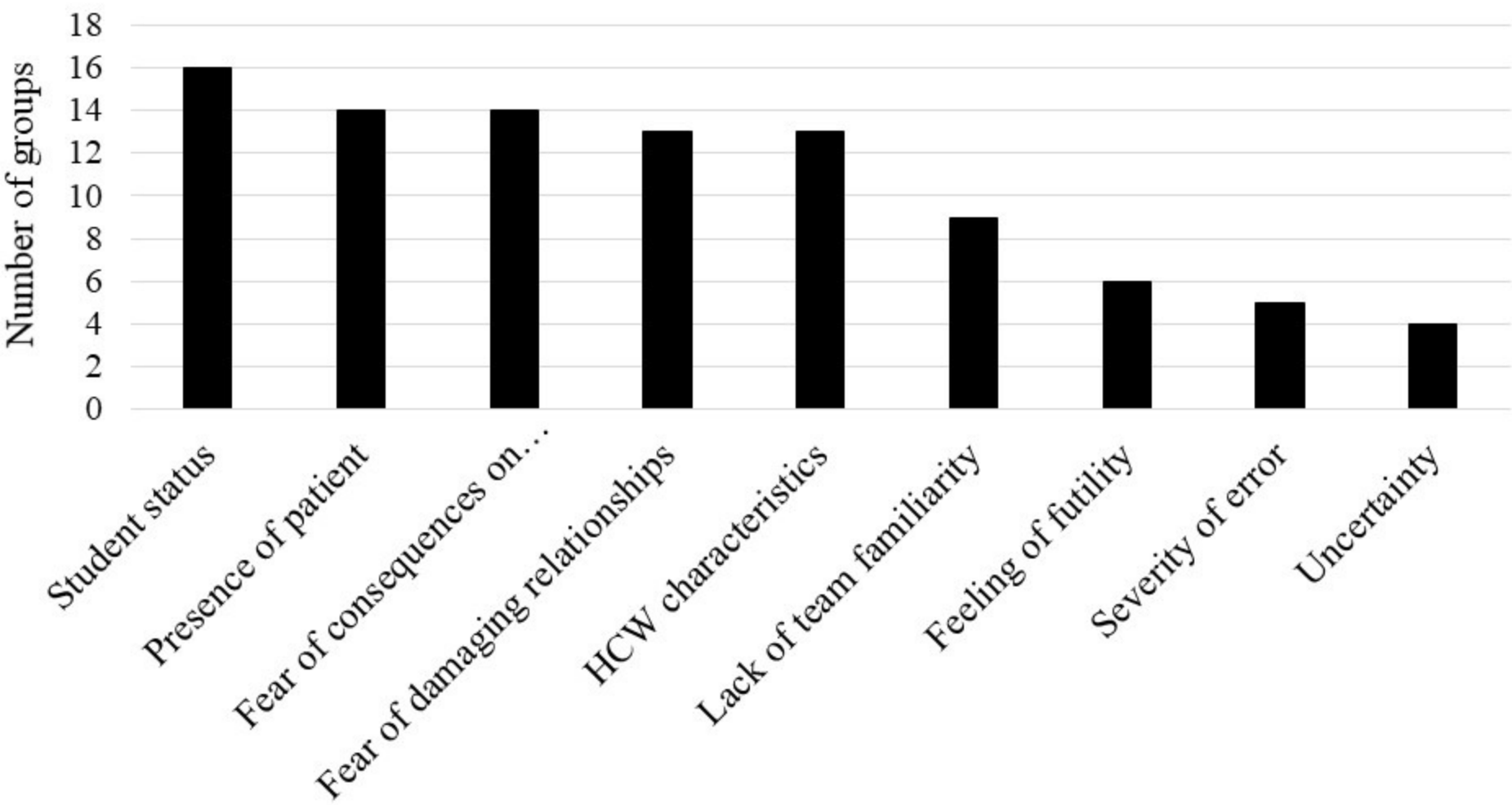
**Figure 3.** Frequency of communication enablers perceived by the nursing students during the debriefing (number of groups who mentioned the element)

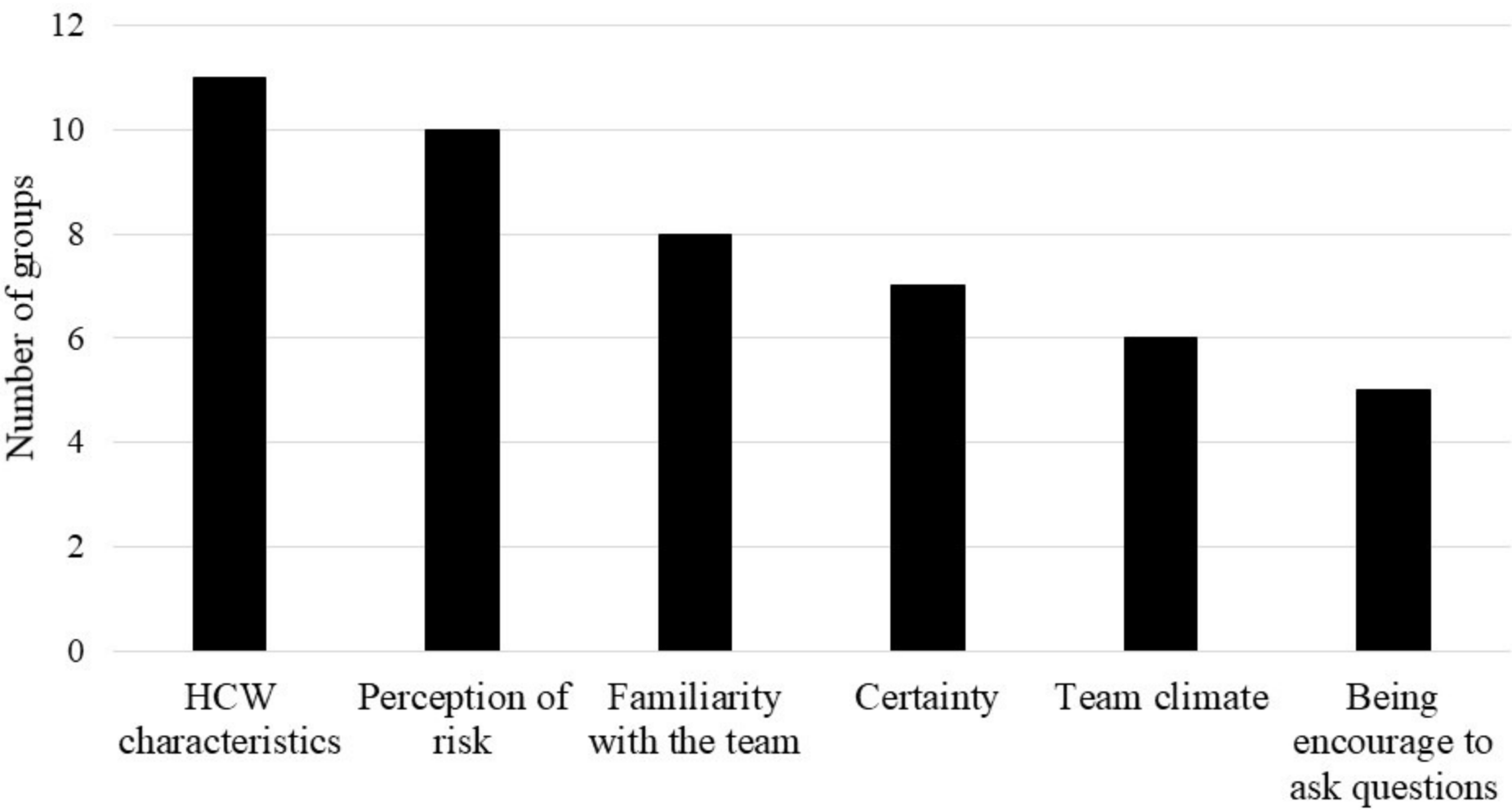
**Figure 4.** Frequency of strategies used to speak up identified by the nursing students during the debriefing (number of groups who mentioned the strategy)

**Table 1.** Taxonomy developed for coding barriers, enablers, and strategies used to speak up, including categories, elements, and examples.

**Table 2.** Descriptive statistics and paired sample t-test statistics at Time 1 and Time 2 for the evaluation of teamwork and safety attitudes with the SAQ (Sexton et al., 2006)







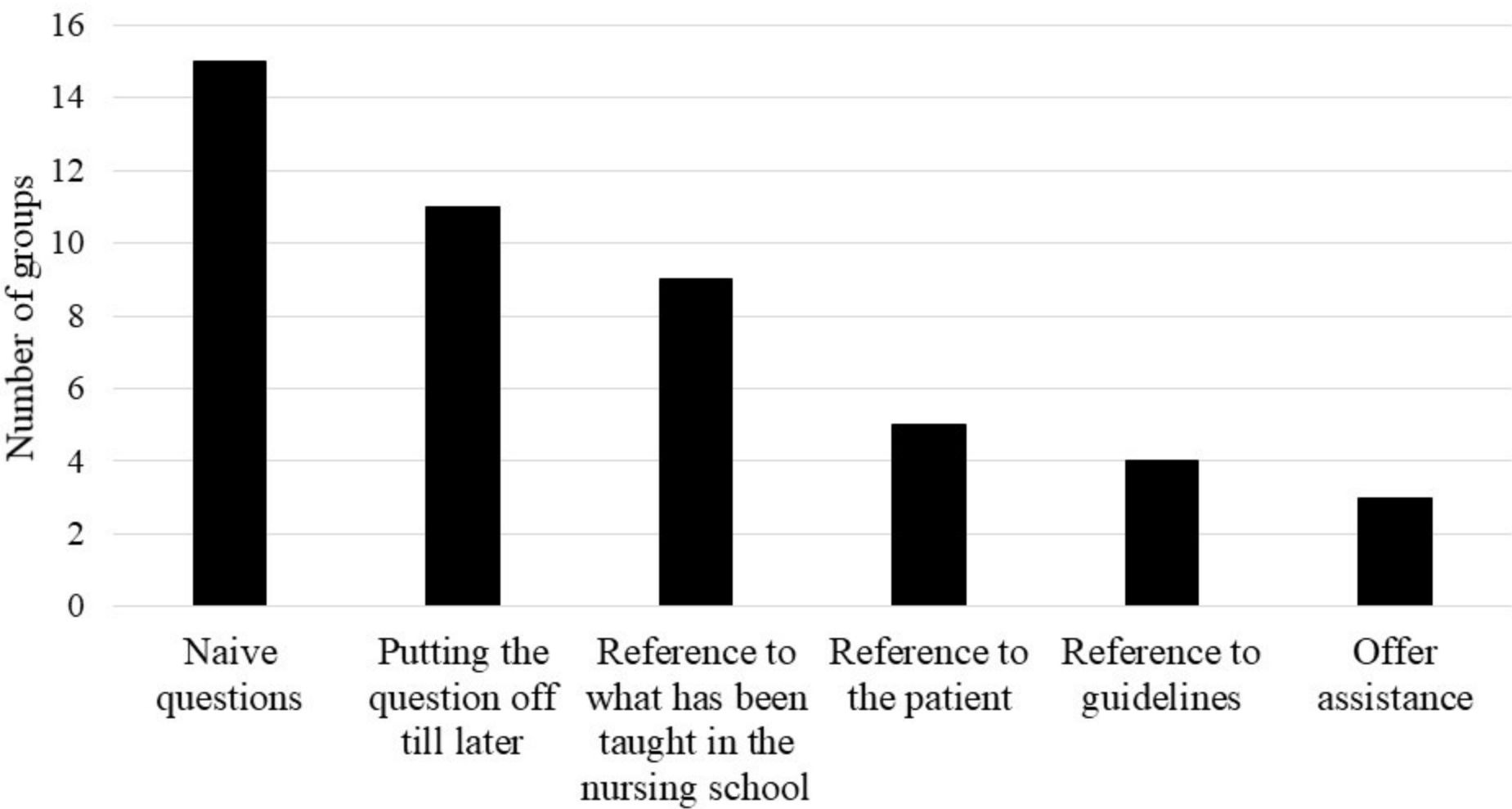


Table 1

*Taxonomy developed for coding barriers, enablers, and strategies used to speak up, including categories, elements, and examples*

<b>Categories</b>	<b>Elements</b>	<b>Examples</b>
<b>Barriers</b>	Student status	<i>“We are there to learn, it’s not up to us to make an observation”</i>
	Presence of patient	<i>“There is a trust that has been created between the patient and the nurse, and it could break this trust”</i>
	Fear of consequences on evaluation	<i>“Eventually we have to validate our internship. If we don’t, it means we might have six more months to go before we graduate”</i>
	Fear of damaging relationships	<i>“They are our future colleagues too ...”</i>
	HCW characteristics: personality, openness	<i>“With some people you can tell that even if you say it cautiously they won’t allow a comment....”</i>
	Lack of team familiarity	<i>“I don’t think I’d do it the first internship week.... You have to know the professional”</i>
	Feeling of futility	<i>“It goes like this: you try once or twice to share your opinion and then when you notice they’re not opened to comments you give up...”</i>
	Severity of error	<i>“As long as it’s not a critical error, or a real assault to a patient you don’t say anything”</i>
	Uncertainty	<i>“You have to be careful because you might be wrong, you might think it has to be done this way but actually you’re not 100 % sure. It’s not like it’s something you’re an expert of”</i>
	HCW’s characteristics: personality, openness	<i>“I saw from the beginning that she accepted remarks and took them into account”</i>

<b>Enablers</b>	Perception of risk	<i>“You're not going to let the patient take a risk such as a multiplied infection risk...”</i>
	Familiarity with the team	<i>“You feel like you can share your views and be true to what you say, when the caregiver knows you a little, when both parts trust each other...”</i>
	Certainty	<i>“Actually, I was sure of what I was saying, so I preferred to say it rather than seeing it having consequences for the patient”</i>
	Team climate	<i>“It depends on the caregiver, it depends on if you're included enough or not, whether or not you're feeling comfortable within the team... If everything works well in the team and you're feeling included, yes, it's going to be easier”</i>
	Being encouraged to ask questions	<i>« If the conversation was open and everything had been established from the start like, "Feel free to interrupt me if you have any questions" ... It's something that's commonly done”</i>
<b>Strategies</b>	Naïve questions	<i>“You ask a question, but you know the answer”</i>
	Putting the question off till later	<i>“You can tell them later... except if there is an immediate danger”</i>
	Reference to what has been taught in nursing school	<i>“We learn things in school and if I see that the professional do things differently, I tell him: “listen, I don't understand, why you do it this way, because I 've been taught to do it that way...”</i>
	Reference to the patient	<i>“You might want to prioritize the patient in the sense that... Here the patient may have an infection if you don't take action”</i>
	Reference to guidelines	<i>“We can talk about protocols...”</i>
	Offer assistance	<i>“In general, when I see something that bothers me or questions me, I do not say it but I offer assistance”</i>



**Table 2**

*Descriptive statistics and paired sample t-test statistics at Time 1 and Time 2 for the evaluation of teamwork and safety attitudes with the SAQ (Sexton et al., 2006)*

Items	Time 1		Time 2		<i>t</i>	<i>p</i>	Mean difference	95% CI		Cohen's <i>d</i>
	<i>M</i>	<i>SD</i>	<i>M</i>	<i>SD</i>				<i>LL</i>	<i>UL</i>	
1. Nurse input is well received in this clinical area	4.35	0.61	4.27	0.63	1.10	.28	0.08	-0.07	0.24	0.13
2. In this clinical area, it is difficult to speak up if I perceive a problem with patient care ( <i>inversed</i> )	3.67	1.20	3.37	1.05	2.24	.03	0.30	0.03	0.57	0.26
3. Disagreements in this clinical area are resolved appropriately (i.e., not who is right, but what is best for the patient).	3.74	0.96	3.71	0.83	0.29	.78	0.03	-0.16	0.22	0.03
4. I have the support I need from other personnel to care for patients.	4.07	0.79	3.96	0.68	1.18	0.24	0.11	-0.08	0.29	0.14
5. It is easy for personnel here to ask questions when there is something that they do not understand.	4.10	0.93	3.92	0.70	1.75	.09	0.18	-0.03	0.38	0.20
6. The physicians and nurses here work together as a well-coordinated team.	3.79	0.96	3.81	0.81	-0.12	.91	-0.01	-0.25	0.22	-0.01
7. I would feel safe being treated here as a patient.	4.14	0.69	4.05	0.64	1.00	.32	0.08	-0.08	0.24	0.12
8. Medical errors are handled appropriately in this clinical area.	3.99	0.80	4.00	0.65	-0.16	.87	-0.01	-0.19	0.16	-0.02
9. I know the proper channels to direct questions regarding patient safety in this clinical area.	4.26	0.79	4.04	0.73	1.93	.06	0.21	-0.01	0.44	0.23
10. I receive appropriate feedback about my performance.	4.14	0.89	4.04	0.79	0.82	.42	0.10	-0.14	0.33	0.10
11. In this clinical area, it is difficult to discuss errors.	3.63	1.20	3.42	1.03	1.37	.17	0.21	-0.09	0.50	0.16
12. I am encouraged by my colleagues to report any patient safety concerns I may have.	3.93	0.87	3.90	0.87	0.22	.83	0.03	-0.22	0.28	0.03
13. The culture in this clinical area makes it easy to learn from the errors of others. ( <i>inversed</i> )	3.57	0.88	3.71	0.80	-1.26	0.21	-0.14	-0.36	0.08	-0.15
Teamwork attitude scores (mean)	3.95	0.52	3.84	0.50	2.463	.02	0.11	0.02	0.20	0.29
Safety attitude scores (mean)	3.95	0.55	3.88	0.48	1.11	.27	0.07	-0.05	0.18	0.13

*Note:* SAQ = safety attitude questionnaire; CI = confidence interval; *LL* = lower limit; *UL* = upper limit. Items 1 to 6 refers to the Teamwork scale. Items 7 to 13 refers to the Safety scale. Items were translated to French from “The Safety Attitudes Questionnaire: psychometric properties, benchmarking data, and emerging research”, by Sexton, J. B., Helmreich, R. L., Neilands, T. B., Rowan, K., Vella, K., Boyden, J., Roberts, P. R., & Thomas, E. J., 2006, *BMC Health Services Research*, 6(1), 44.